

Cerbo GX, Cerbo-S GX and GX Touch

www.victronenergy.com

Cerbo GX: communication-centre

This communication-centre allows you to always have perfect control over your system from wherever you are and to maximise its performance. Simply access your system via our Victron Remote Management (VRM) portal, or access it directly, using the optional GX Touch screen, a Multi-Functional Display (MFD) or our VictronConnect app thanks to its Bluetooth capability.

GX Touch: display accessory

The GX Touch 50 and GX Touch 70 are display accessories for the Cerbo GX. The five inch and seven inch touch screen displays give an instant overview of your system and allows you to adjust settings. Simply connect the display to the Cerbo GX with just one cable. Both GX Touch displays have a waterproof design, a top-mountable setup and are simple to install. The supplied (from serial number HQ2242) protection cover prevents damage from UV light during prolonged exposure to the sun.

Remote Console on VRM

Monitor, control and configure the Cerbo GX remotely, over the internet. Just like if you were standing in front of the device, using Remote Console. The same functionality is also available on the local network LAN, or using the WiFi Access Point of the Cerbo GX.

Perfect monitoring & control

Instantly monitor the battery state of charge, power consumption, power harvest from PV, generator, and mains, or check tank levels and temperature measurements. Easily control the shore power input current limit, (auto)start/stop generator(s) or change any setting to optimise the system. Follow up on alerts, perform diagnostic checks and resolve complications remotely.

Simple mounting and configuration


The Cerbo GX is easily mountable and can also be mounted on a DIN-Rail using the DIN35 adapter small, (not included). Its separate touchscreen can be bolted on a dashboard, eliminating the need to create perfect cut-outs (like with the Color Control GX). Connection is easy via just one cable, taking away the hassle of having to bring many wires to the dashboard. The Bluetooth feature enables a quick connection and configuration via our VictronConnect app.



Cerbo GX





Accessories included with the Cerbo GX



GX Touch (optional display for Cerbo GX and Cerbo-S GX)



GX Touch 50 & 70 protective plastic cover




WiFi indicator LED

The Cerbo GX can connect to a WiFi Network

Bluetooth indicator LED

The Cerbo GX can be accessed directly via Bluetooth using the VictronConnect app.





Accessories included with the GX Touch

Optional accessories



GX Touch adapter for CCGX cut-out

This adapter is designed to easily replace the CCGX display with the newer GX Touch 50 or the GX Touch 70. Contents of the packaging are the metal bracket, the plastic bezel, and four mounting screws.



Temperature sensor for Quattro, MultiPlus and GX Device (such as the Cerbo GX)

	Cerbo GX	Cerbo-S GX
Supply voltage	8 – 70 VDC	
Mounting	Wall or DIN rail (35 mm) ⁽²⁾	
Communication ports		
VE.Direct ports (always isolated)	3 (max. possible VE.Direct devices: 15) ⁽³⁾	
VE.Bus (always isolated)	2 paralleled RJ45 sockets	
VE.Can	yes - non isolated	
BMS-Can port	Yes	No
Bluetooth	Yes ⁽⁴⁾	
IO		
Resistive tank level inputs	4	0
Temperature sense inputs	4	0
Digital Inputs	4	4
Relays ⁽⁵⁾	2 x NO/NC DC up to 30 VDC: 6 A DC up to 70 VDC: 1 A AC: 6 A, 125 VAC	
Other		
Outer dimensions (h x w x d)	78 x 154 x 48 mm	
Operating temperature range	-20 to +50 °C	
IP Rating	IP20	
Standards		
Safety	IEC 62368-1	
EMC	EN 301489-1, EN 301489-17	
Automotive	ECE R10-6	
GX Touch 50 / GX Touch 70		
Mounting	With included mounting accessories	
Protection cover	Included with every GX Touch from serial number HQ2242 Can also be purchased individually: Part # BPP900462050: GX Touch 50 protection cover Part # BPP900462070: GX Touch 70 protection cover	
Display Resolution	GX Touch 50: 800 x 480 GX Touch 70: 1024 x 600	
IP Rating	IP54 (without connectors)	
Other		
Outer dimensions (h x w x d)	GX Touch 50: 87 x 128 x 12.4 mm GX Touch 70: 113 x 176 x 13.5 mm	
Cable length	2 meter	

Notes

- For more detailed information about the Cerbo GX and the GX Touch, please visit the Victron GX product range page at Victron live: www.victronenergy.com/live/venus-os:start
- DIN rail mounting requires additional accessory - DIN35 Adapter.
- The listed maximum in above table is the total connected VE.Direct devices such as MPPT Solar Charge controllers. Total means all directly connected devices plus the devices connected over USB. The limit is mostly bound by CPU processing power. Note that there is also a limit to the other type of devices of which often multiple are connected: PV Inverters. Up to three or four three phase inverters can typically be monitored on a CCGX. Higher power CPU devices can monitor more.
- Bluetooth functionality is intended to be used to assist with initial connection and networking configuration. You cannot use Bluetooth to connect to other Victron products (e.g. SmartSolar charge controllers).
- In Cerbo GX hardware there are two relays. Currently, Relay 1 can be used for programming as an alarm relay, generator start/stop, tank pump, temperature-controlled relay or manual operation. Relay 2 is available for programming as a temperature-controlled relay or manual operation in the Relay menu of the GX (requires firmware 2.80 or higher).



DIN35 adapter small

DIN-Rail adapter to easily mount a device on a DIN-Rail. Suitable for the Cerbo GX.